

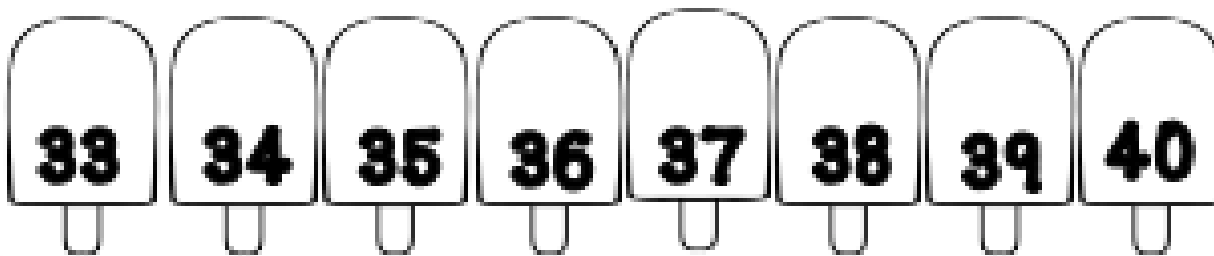


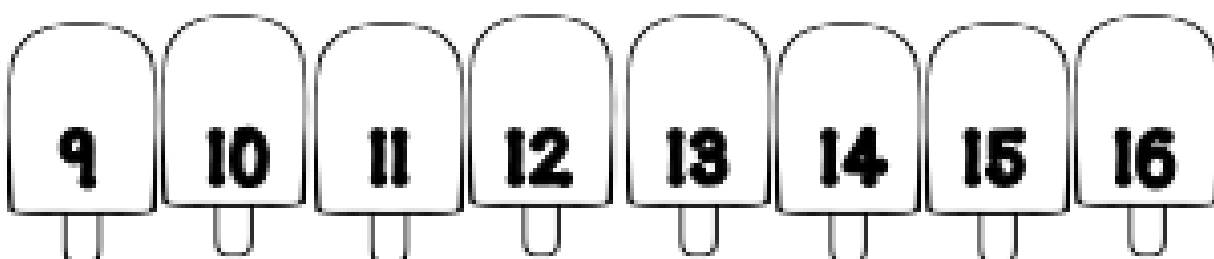
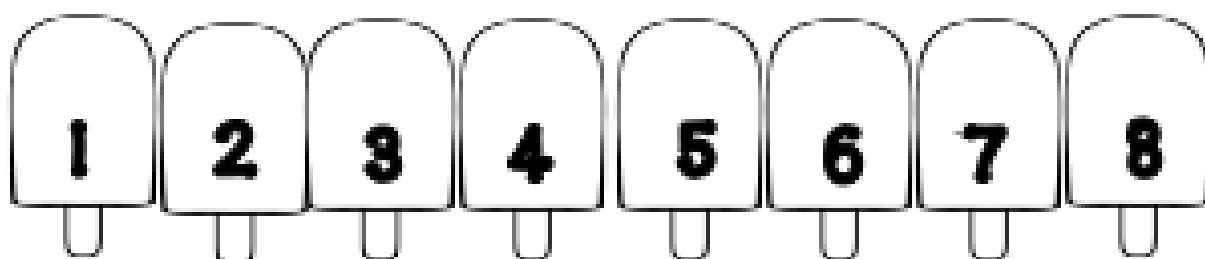
SUMMER WORK
for
Incoming
3rd Grade Students

2023-2024


Name: _____

This summer packet will be worth 1 extra credit reading grade AND 1 extra credit math grade. It is due the first week of school.

Directions: When you complete the page, have an adult check your work. Then, color the matching page number below.



FAST FACTS: SUBTRACT!



$$\begin{array}{r} 12 \\ - 5 \\ \hline \end{array}$$

$$\begin{array}{r} 15 \\ - 3 \\ \hline \end{array}$$

$$\begin{array}{r} 15 \\ - 2 \\ \hline \end{array}$$

$$\begin{array}{r} 13 \\ - 5 \\ \hline \end{array}$$

$$\begin{array}{r} 13 \\ - 7 \\ \hline \end{array}$$

$$\begin{array}{r} 13 \\ - 6 \\ \hline \end{array}$$

$$\begin{array}{r} 10 \\ - 5 \\ \hline \end{array}$$

$$\begin{array}{r} 11 \\ - 3 \\ \hline \end{array}$$

$$\begin{array}{r} 11 \\ - 2 \\ \hline \end{array}$$

$$\begin{array}{r} 16 \\ - 5 \\ \hline \end{array}$$

$$\begin{array}{r} 10 \\ - 7 \\ \hline \end{array}$$

$$\begin{array}{r} 14 \\ - 6 \\ \hline \end{array}$$

$$\begin{array}{r} 18 \\ - 4 \\ \hline \end{array}$$

$$\begin{array}{r} 18 \\ - 8 \\ \hline \end{array}$$

$$\begin{array}{r} 19 \\ - 5 \\ \hline \end{array}$$

$$\begin{array}{r} 18 \\ - 4 \\ \hline \end{array}$$

$$\begin{array}{r} 17 \\ - 9 \\ \hline \end{array}$$

$$\begin{array}{r} 12 \\ - 6 \\ \hline \end{array}$$

$$\begin{array}{r} 10 \\ - 8 \\ \hline \end{array}$$

$$\begin{array}{r} 10 \\ - 4 \\ \hline \end{array}$$

$$\begin{array}{r} 11 \\ - 8 \\ \hline \end{array}$$

$$\begin{array}{r} 12 \\ - 7 \\ \hline \end{array}$$

$$\begin{array}{r} 12 \\ - 8 \\ \hline \end{array}$$

$$\begin{array}{r} 15 \\ - 9 \\ \hline \end{array}$$

$$\begin{array}{r} 12 \\ - 3 \\ \hline \end{array}$$

$$\begin{array}{r} 10 \\ - 7 \\ \hline \end{array}$$

$$\begin{array}{r} 19 \\ - 1 \\ \hline \end{array}$$

$$\begin{array}{r} 16 \\ - 8 \\ \hline \end{array}$$

$$\begin{array}{r} 16 \\ - 7 \\ \hline \end{array}$$

$$\begin{array}{r} 14 \\ - 8 \\ \hline \end{array}$$

FAST FACTS: ADD!

3

$$\begin{array}{r} 12 \\ + 5 \\ \hline \end{array}$$

$$\begin{array}{r} 15 \\ + 3 \\ \hline \end{array}$$

$$\begin{array}{r} 15 \\ + 2 \\ \hline \end{array}$$

$$\begin{array}{r} 13 \\ + 5 \\ \hline \end{array}$$

$$\begin{array}{r} 3 \\ + 7 \\ \hline \end{array}$$

$$\begin{array}{r} 3 \\ + 6 \\ \hline \end{array}$$

$$\begin{array}{r} 10 \\ + 5 \\ \hline \end{array}$$

$$\begin{array}{r} 11 \\ + 3 \\ \hline \end{array}$$

$$\begin{array}{r} 11 \\ + 2 \\ \hline \end{array}$$

$$\begin{array}{r} 16 \\ + 5 \\ \hline \end{array}$$

$$\begin{array}{r} 10 \\ + 7 \\ \hline \end{array}$$

$$\begin{array}{r} 14 \\ + 6 \\ \hline \end{array}$$

$$\begin{array}{r} 18 \\ + 2 \\ \hline \end{array}$$

$$\begin{array}{r} 8 \\ + 8 \\ \hline \end{array}$$

$$\begin{array}{r} 9 \\ + 5 \\ \hline \end{array}$$

$$\begin{array}{r} 8 \\ + 4 \\ \hline \end{array}$$

$$\begin{array}{r} 7 \\ + 9 \\ \hline \end{array}$$

$$\begin{array}{r} 12 \\ + 6 \\ \hline \end{array}$$

$$\begin{array}{r} 10 \\ + 8 \\ \hline \end{array}$$

$$\begin{array}{r} 10 \\ + 4 \\ \hline \end{array}$$

$$\begin{array}{r} 11 \\ + 8 \\ \hline \end{array}$$

$$\begin{array}{r} 12 \\ + 7 \\ \hline \end{array}$$

$$\begin{array}{r} 12 \\ + 8 \\ \hline \end{array}$$

$$\begin{array}{r} 15 \\ + 5 \\ \hline \end{array}$$

$$\begin{array}{r} 11 \\ + 3 \\ \hline \end{array}$$

$$\begin{array}{r} 10 \\ + 7 \\ \hline \end{array}$$

$$\begin{array}{r} 9 \\ + 1 \\ \hline \end{array}$$

$$\begin{array}{r} 6 \\ + 8 \\ \hline \end{array}$$

$$\begin{array}{r} 6 \\ + 7 \\ \hline \end{array}$$

$$\begin{array}{r} 7 \\ + 7 \\ \hline \end{array}$$

PAST TENSE VERBS

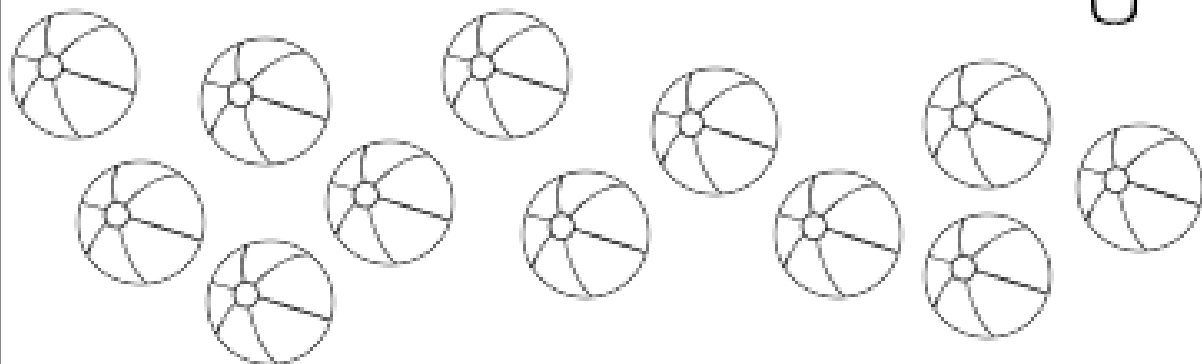
4

Present Tense	Past Tense
Today I <u>run</u> ,	Yesterday I _____
Today I <u>think</u>	Yesterday I _____
Today I <u>jump</u>	Yesterday I _____
Today I <u>climb</u>	Yesterday I _____
Today I <u>eat</u>	Yesterday I _____
Today I <u>flip</u>	Yesterday I _____
Today I <u>skip</u>	Yesterday I _____
Today I <u>walk</u>	Yesterday I _____

CHECK OUT ARRAYS!

Redraw the objects in an array. Write a repeated addition sentence to match your drawing.

5



My repeated addition sentence:

Draw a different array using the same beach balls.


COMMON NOUN HUNTING!

6

Directions: Choose a book you're currently reading. Find the common nouns (person, place, or things) as you read.

Book Title:

Author:



1. _____
2. _____
3. _____
4. _____
5. _____
6. _____
7. _____
8. _____
9. _____
10. _____
11. _____
12. _____
13. _____
14. _____
15. _____
16. _____

PLACE VALUE ROCKS!

7

Draw a place value chart to solve the following word problem.

Keira spent her entire summer collecting rocks on the beach. In all, she collected **377 rocks**. Her younger brother followed Keira's lead, and he collected **259 rocks**. How many rocks did the siblings collect altogether? *How many more rocks did Keira collect than her brother?*

PROPER NOUN HUNTING!

8

Directions: Choose a book you're currently reading. Find the proper nouns (specific person, place, or things) as you read.

Book Title:

Author:



1. _____
2. _____
3. _____
4. _____
5. _____
6. _____
7. _____
8. _____
9. _____
10. _____
11. _____
12. _____
13. _____
14. _____
15. _____
16. _____

TRY LONGER ADDITION!



$$\begin{array}{r} 356 \\ +157 \\ \hline \end{array}$$

$$\begin{array}{r} 469 \\ +132 \\ \hline \end{array}$$

$$\begin{array}{r} 671 \\ +328 \\ \hline \end{array}$$

$$\begin{array}{r} 823 \\ +218 \\ \hline \end{array}$$

$$\begin{array}{r} 677 \\ +237 \\ \hline \end{array}$$

$$\begin{array}{r} 557 \\ +423 \\ \hline \end{array}$$

$$\begin{array}{r} 139 \\ +366 \\ \hline \end{array}$$

$$\begin{array}{r} 887 \\ +168 \\ \hline \end{array}$$

$$\begin{array}{r} 24 \\ + 89 \\ \hline \end{array}$$

$$\begin{array}{r} 78 \\ + 32 \\ \hline \end{array}$$

$$\begin{array}{r} 72 \\ + 38 \\ \hline \end{array}$$

$$\begin{array}{r} 49 \\ + 48 \\ \hline \end{array}$$

$$\begin{array}{r} 67 \\ + 87 \\ \hline \end{array}$$

$$\begin{array}{r} 32 \\ + 49 \\ \hline \end{array}$$

$$\begin{array}{r} 27 \\ + 76 \\ \hline \end{array}$$

$$\begin{array}{r} 50 \\ + 67 \\ \hline \end{array}$$

RESPONDING TO PROMPTS


10

Directions: Draw a picture of your favorite part of summer. Write about it!

My favorite aspect of summer vacation is _____

because _____

LONGER SUBTRACTION!



$$\begin{array}{r} 359 \\ -257 \\ \hline \end{array}$$

$$\begin{array}{r} 468 \\ -182 \\ \hline \end{array}$$

$$\begin{array}{r} 671 \\ -438 \\ \hline \end{array}$$

$$\begin{array}{r} 925 \\ -208 \\ \hline \end{array}$$

$$\begin{array}{r} 600 \\ -257 \\ \hline \end{array}$$

$$\begin{array}{r} 507 \\ -323 \\ \hline \end{array}$$

$$\begin{array}{r} 609 \\ -386 \\ \hline \end{array}$$

$$\begin{array}{r} 817 \\ -198 \\ \hline \end{array}$$

$$\begin{array}{r} 94 \\ -89 \\ \hline \end{array}$$

$$\begin{array}{r} 78 \\ -39 \\ \hline \end{array}$$

$$\begin{array}{r} 92 \\ -48 \\ \hline \end{array}$$

$$\begin{array}{r} 99 \\ -79 \\ \hline \end{array}$$

$$\begin{array}{r} 87 \\ -36 \\ \hline \end{array}$$

$$\begin{array}{r} 78 \\ -49 \\ \hline \end{array}$$

$$\begin{array}{r} 37 \\ -16 \\ \hline \end{array}$$


$$\begin{array}{r} 50 \\ -37 \\ \hline \end{array}$$

VERB HUNTING!

Directions: Choose a book you're currently reading. Find the verbs(action words) as you read.

Book Title:

Author:



1. _____
2. _____
3. _____
4. _____
5. _____
6. _____
7. _____
8. _____
9. _____
10. _____
11. _____
12. _____
13. _____
14. _____
15. _____
16. _____

PLACE VALUE CLUES

18

Read the clues. Eliminate the numbers in the box, based on the clues provided, until you only have one number left.

765 788 76 877 760 67

- The number is less than 800.
- The number is greater than 700.
- The number has a 6 in the tens place.
- There is a 5 in the ones place.

The correct number is: _____

32 320 322 233 230

- The number is less than 300.
- The number is greater than 200.
- The number has a 2 in the hundreds place.
- There is a 3 in the ones place.

The correct number is: _____

DIG INTO CHARACTERS!

14

Directions: Choose a character you're reading about. Describe that character using character traits and provide evidence from the text to support your choices.

Character Trait	Evidence from the Text

CONNECTING ADDITION AND SUBTRACTION.

15

ADD.

$$\begin{array}{r} 47 \\ + 58 \\ \hline \end{array}$$

Write a matching subtraction problem.

ADD.

$$\begin{array}{r} 49 \\ + 27 \\ \hline \end{array}$$

Write a matching subtraction problem.

ADD.

$$\begin{array}{r} 56 \\ + 81 \\ \hline \end{array}$$

Write a matching subtraction problem.

SUBTRACT.

$$\begin{array}{r} 97 \\ - 33 \\ \hline \end{array}$$

Write a matching addition problem.

SUBTRACT.

$$\begin{array}{r} 83 \\ - 25 \\ \hline \end{array}$$

Write a matching addition problem.

SUBTRACT.

$$\begin{array}{r} 74 \\ - 67 \\ \hline \end{array}$$

Write a matching addition problem.

RESPONSE TO TEXT:

16

VISUALIZING

Directions: Begin reading text of your choice. When you take a break, record the book title, draw a picture of your visualization, and jot down some of the author's words.

Book Title: _____

Draw your visualization.

The author's words that help you create a mental picture.

PLACE VALUE PRACTICE

17

Draw base ten blocks to show

346

USE YOUR FIVE SENSES

18

Directions: Describe the *summer time* using your five senses: taste, sight, touch, smell, hear.

What do you see?

What do you hear?

What do you feel?

What do you taste?

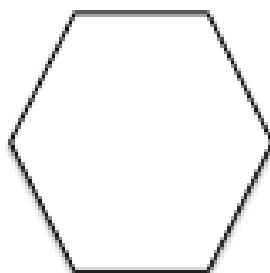
What do you smell?

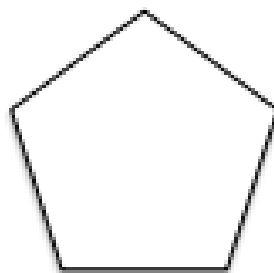
GEOMETRY: STUDY SHAPES!


19

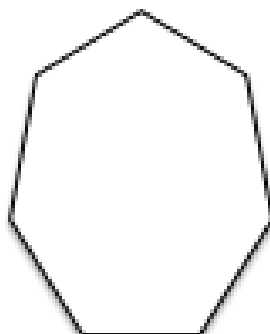
Directions: Record the number of sides and angles below the polygon. Identify the polygon, using the word bank.

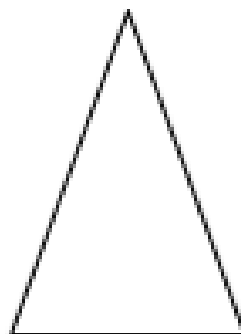
hexagon quadrilateral pentagon triangle heptagon

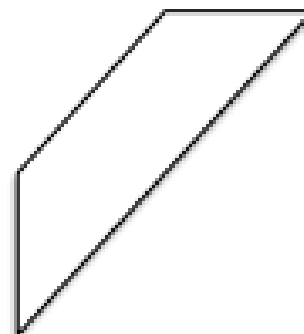












RESPONSE TO TEXT:

20

BEGINNING, MIDDLE, END

Directions: After reading a fiction text, respond below.

Book Title: _____

In the beginning of the text,

In the middle,

At the end,

GEOMETRY: STUDY SHAPES

21

Draw a shape with six angles.

What is this shape's name?

How many sides does it have? ____

Draw a shape with five angles.

What is this shape's name?

How many sides does it have? ____

Draw a shape with three angles.

What is this shape's name?

How many sides does it have? ____

Draw a shape with four angles.

What is this shape's name?

How many sides does it have? ____

THE BEST DESSERT

22

Your opinion:

I think that _____ is the best desert
because _____

Three Pieces of Evidence:

Three empty rounded rectangular boxes for writing evidence.

Your conclusion:

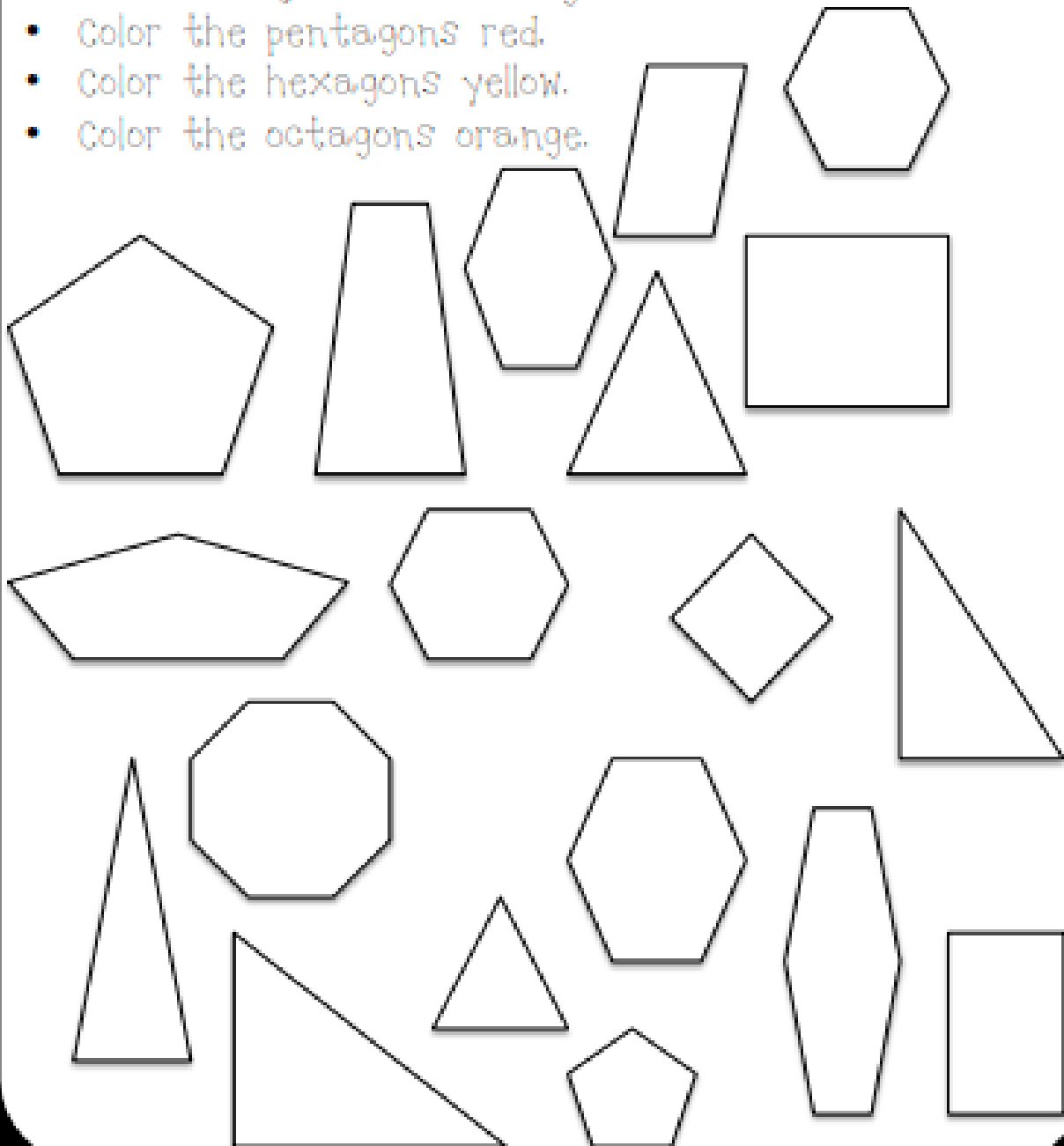
In conclusion, _____ is the best desert
because _____

GEOMETRY: STUDY SHAPES!

23

Directions:

- Color all of the triangles blue.
- Color the quadrilaterals green.
- Color the pentagons red.
- Color the hexagons yellow.
- Color the octagons orange.



RESPONSE TO TEXT:

24

ASKING QUESTIONS

Directions: While reading an intriguing text, stop every once in a while to ask some questions! Remember that great readers question the text.

Book Title: _____

Who?

What?

Where?

When?

Why?

PROBLEM SOLVING

25

Kourtney found 37 seashells on the beach. Amelia found 45 seashells on the beach. How many seashells did the girls find in all?

Number sentence:

Equation:

Word Sentence:

Evan ate 67 peas. Micah ate 35 peas. How many peas did they eat altogether?

Number sentence:

Equation:

Word Sentence:

RESPONSE TO TEXT:

CHARACTERS EVOLVE

26

Directions: Characters evolve (change) throughout the text.

Book Title: _____

Character: _____

Describe the character in the beginning of the text.

Describe the character at the end of the text.

What caused the changes in this character?

PROBLEM SOLVING

27

John collected 63 soda cans to recycle. Liam collected 29 soda cans. How many more soda cans did John collect than Liam?

Number sentence:

Answer:

Word Sentence:

Scott's ant farm had 80 ants in it. Laura's ant farm had 38 ants. How many fewer ants does Laura have than Scott?

Number sentence:

Answer:

Word Sentence:

USING ARRAYS:

29

Directions: Draw an array to help you solve the following problem. Include a repeated addition sentence to match your array.

Marcus was designing his garden. He decided to plant his vegetables in 5 rows with 6 vegetables in each row. How many vegetables will Marcus plant?

My array:

My repeated addition sentence:

My answer:

ROOT WORD, MORE, MOST

30

Root Word	More	Most
round	rounder	rounder
smooth		
funny		
early		
big		
sad		
hot		

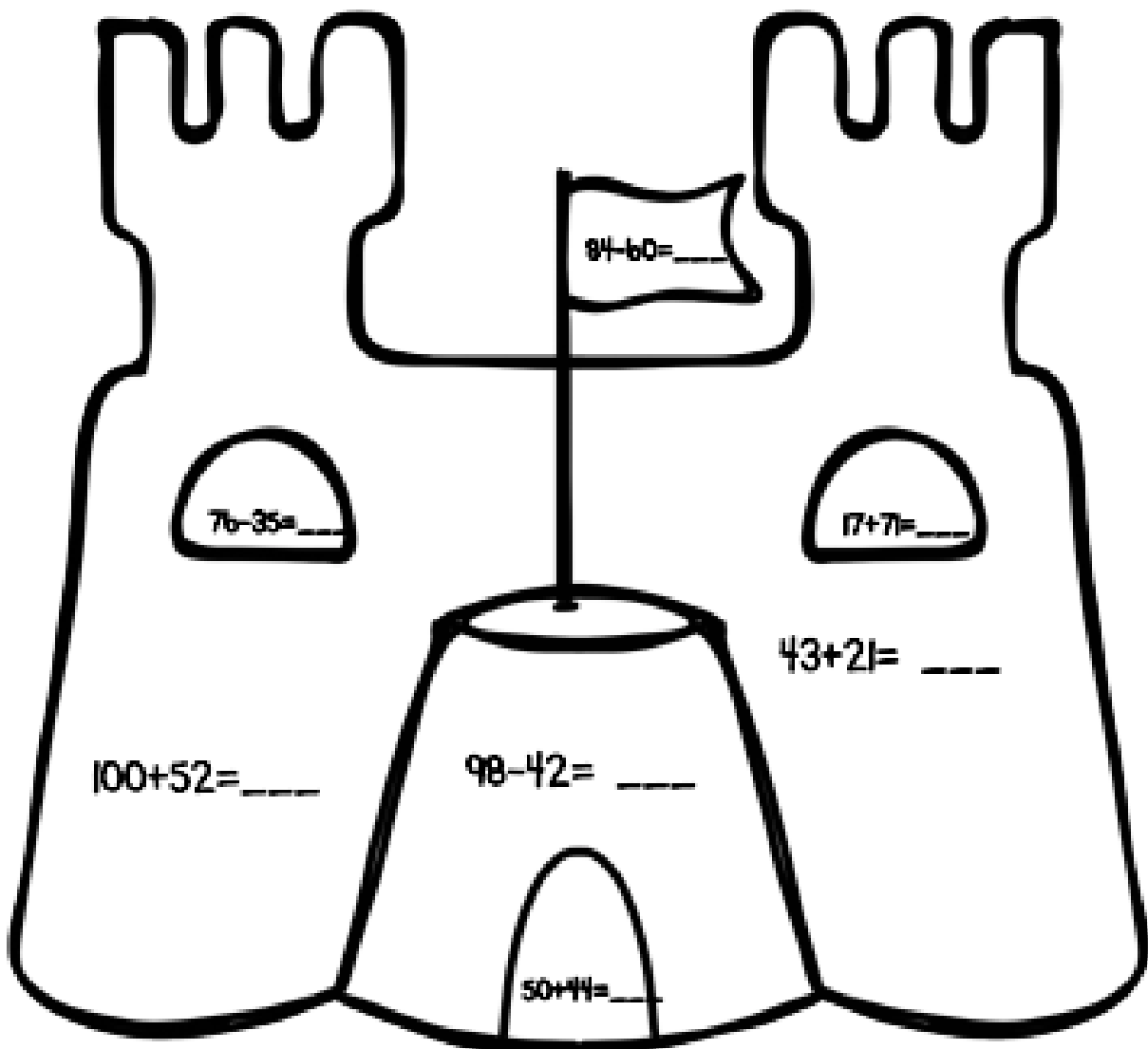
PRACTICING FACTS:

31

Directions: Solve the facts.

Color all even answers yellow.

Color all odd answers blue.



RESPONSE TO TEXT:

32

STORY ELEMENTS

Main Characters

Author's Purpose

Title

Big Events


Genre

Setting

WE LOVE FRACTIONS!

Directions: Draw a line through each picture so it is cut in HALF!

33



RESPONSE TO TEXT:

34

MAKING CONNECTIONS

Text-to-Self

Text Title

Text-to-Text

Text-to-World

Author

CONNECTING OPERATIONS

35

ADD.

$$\begin{array}{r} 132 \\ + 741 \\ \hline \end{array}$$

Write a matching subtraction problem.

ADD.

$$\begin{array}{r} 539 \\ + 247 \\ \hline \end{array}$$

Write a matching subtraction problem.

ADD.

$$\begin{array}{r} 673 \\ + 299 \\ \hline \end{array}$$

Write a matching subtraction problem.

SUBTRACT.

$$\begin{array}{r} 900 \\ - 324 \\ \hline \end{array}$$

Write a matching addition problem.

SUBTRACT.

$$\begin{array}{r} 906 \\ - 314 \\ \hline \end{array}$$

Write a matching addition problem.

SUBTRACT.

$$\begin{array}{r} 716 \\ - 237 \\ \hline \end{array}$$

Write a matching addition problem.

SYNONYMS

36

AND ANTONYMS:

Word	Synonym (SAME)
cold	
quiet	
ugly	
pretty	

Word	Antonym (OPPOSITE)
tall	
hot	
rough	
shiny	

COUNTING MONEY

37

Miss Smith had 3 quarters, 4 dimes, 2 nickels, and 1 penny. How much money does she have?

Number sentence:

Answer:

Word Sentence:

Jillian has 2 quarters, 1 dime, 3 nickels, and 2 pennies. How much money does she have?

Number sentence:

Answer:

Word Sentence:

SILENT LETTERS

38

telephone graph kneel
knight photo knife whistle
write wren wrap

1. My mom answered the _____ when it rang.
2. I will _____ my sister's birthday present.
3. I used a very sharp _____ to cut my steak.
4. The brave _____ rescued a princess from a fire-breathing dragon!
5. My brother spotted a _____ making a nest in our oak tree.
6. Our teacher took a _____ of the class on our field trip.
7. In math class, we created a bar _____ to represent the data collected.
8. It is thoughtful to _____ a thank you note when you receive a gift.

PLACE VALUE CHARTS

39

Use a place value chart to
subtract:

$$800 - 327$$

Hundreds	Tens	Ones


ADJECTIVE HUNTING!

40

Directions: Choose a book you're currently reading. Find the adjectives (describing words) as you read.

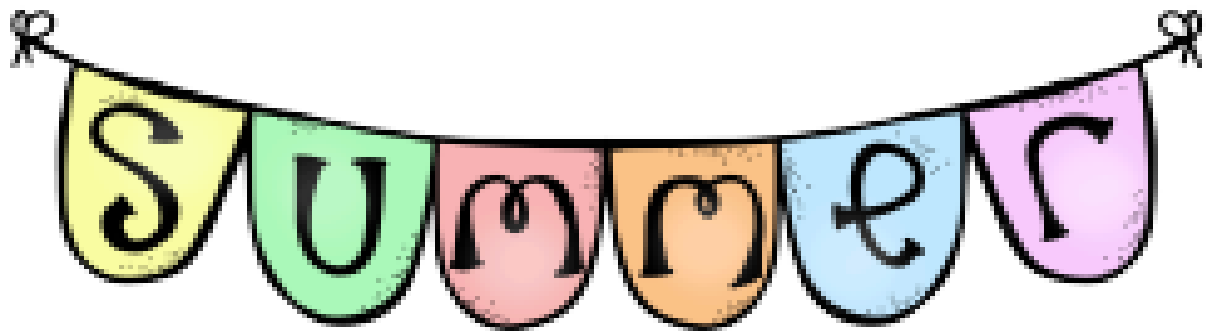
Book Title:

Author:



1. _____
2. _____
3. _____
4. _____
5. _____
6. _____
7. _____
8. _____
9. _____
10. _____
11. _____
12. _____
13. _____
14. _____
15. _____
16. _____

Comprehension Journal



Name: _____

Choose one character from the text. Describe that character using a character trait. Support your choice using evidence from the text.

What is the setting of the story? (Where and when does the story take place?)

**Brainstorm a few questions you
still have after reading this
chapter.**

**Summarize the chapter using the
Somebody, Wanted, But, So
strategy.**

What is the setting of this story?
Why is that important?

Whose perspective is this story told
from? Why is that important?

**Who is the author of this text?
How is the author different from
the illustrator?**

**What is the genre of the text?
How did you know?**

Which character do you feel you are most similar to and why?

Describe your favorite part of this chapter. Use details from the text.

Select two character from the text to compare and contrast. Provide one similarity and one difference.

Which character do you feel you are most different from and why?

What advice would you give to a character in this story? Choose one character and write that character a note with advice.

Choose a new word you learned from reading this chapter. Describe what the word means and how the author used it in the text.

**If you could change one event
that has occurred within this
text, what would you change and
why?**

**Describe your favorite character
using specific details from the
text.**

Make a prediction about the next chapter. Cite evidence from the text to support your prediction.

What was the author's purpose for writing this text? Remember PIE, (Persuade, Inform, Entertain)

What do you think the theme was for this text? Remember, the theme is the author's message.

Draw a picture of your visualization while reading. Describe what you pictured.

Write a sentence using one new word the text taught you. Draw a picture to help you remember what that word means.

Define one new word that you learned while reading. Draw a picture to help you remember what that word means.

Make a text-to-self connection to the text. Remember, this is when the text reminds you of your own experience.

Make a text-to-text connection to the text. Remember, this is when the text reminds you of another text.
